

# Instructions for use

Product description

## Universal Handpiece Oil

Date of revision: 17/04/20 v1.2

topdental™  
Bossklein®


All purpose Handpiece Lubricant Spray for maintenance of all dental handpieces including highspeed, slow speed and air motors. Contains white mineral oil with a trace of peppermint oil.



1. Use immediately after each use and before sterilisation. Refer to handpiece maintenance instructions where applicable.

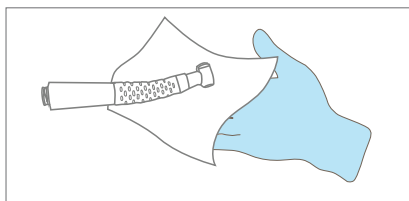


2. Insert into back of handpiece.

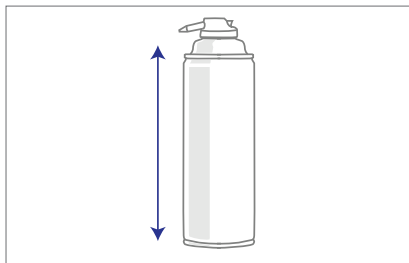


1-2 seconds

3. Spray through for one to two seconds.



4. Wipe excess thoroughly.



5. Hold can in a vertical position when in use. For professional use only. See product labels and MSDS for further safety guidelines and storage conditions. Available at [topdental.co.uk](http://topdental.co.uk)

Any serious incident related to this medical device must be reported to the manufacturer and the competent authorities.

Danger. H222: Extremely flammable aerosol. H229: Pressurised container: may burst if heated. P210: Keep away from heat, hot surfaces, sparks, open flames and other ignition sources. No smoking. P211: Do not spray on an open flame or other ignition source. P251: Do not pierce or burn, even after use. P410+P412: Protect from sunlight. Do not expose to temperatures exceeding 50°C/122°F. Use only as directed. For professional use only.



 For efficacy details and additional languages see [www.topdental.co.uk](http://www.topdental.co.uk)

